



Technical Note 237

CellDrop License Application

Introduction

The CellDrop License app allows users to activate Annual Subscription or Protect Plus plans on a [CellDrop Automated Cell Counter](#). These count plans provide unlimited DirectPipette™ cell counts on an instrument during the license period. Plans can be purchased in one-year increments to cover a period of one to five years. DeNovix also offers an Unlimited plan, which enables unlimited DirectPipette counts for the lifetime of the instrument.


[Contact DeNovix](#) or a [DeNovix Distributor](#) for information on plan pricing.

Activating a License



After selecting a plan, a twenty-digit, single-use code will be sent to the person who purchased the plan. To activate a license, follow these steps.

1. An internet connection is required during activation. Connect to a network with an internet connection via Ethernet or Wi-Fi. Use the Settings app to configure Wi-Fi connections. The instrument only needs to be connected to the internet during the brief activation period. Phones and hotspots with internet access can be used during activation.
2. Open the License app to view the activation screen.

3. Check the "Use Network Time" checkbox and verify the Internet Status is "Connected."
4. Input the 20 digit code received from DeNovix

 LICENSE


GENERAL

License

Serial Number: 04096

Internet Status: Connected

☒ Use Network Time
 

License Status: Inactive

Activation Date:

License Type:


Expiration Date:

Days Remaining: 0



Enter Code:

Apply Code

5. Touch "Apply Code" to activate the license. Once activated, the license status, type and activation period information will be visible.

 LICENSE


GENERAL

License

Serial Number: 04096

Internet Status: Connected

☒ Use Network Time
 

License Status: Active

Activation Date: Wed Feb 19 2025

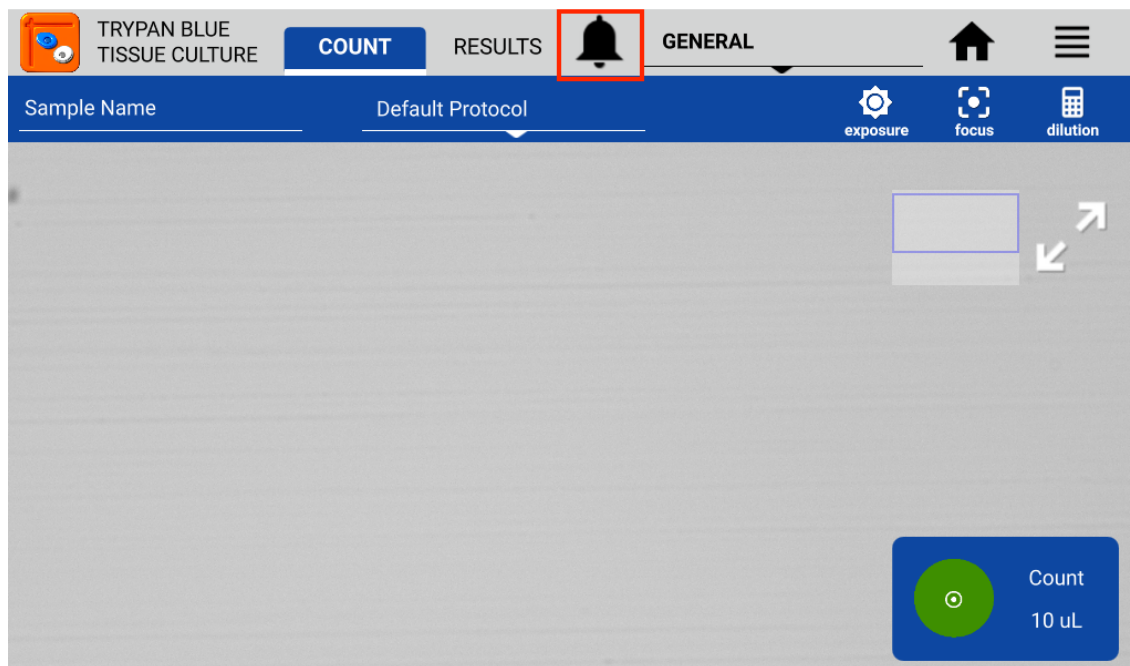
License Type: 1 Year Subscription

Expiration Date: Thu Feb 19 2026

Days Remaining: 365

6. The license period can also be viewed by touching the Key icon at the bottom of the home screen.

7. Within thirty days of license expiration, the key on the homescreen will change to an alert bell. The alert bell will also be visible within count apps. Touching the bell will display license expiration information.



8. As expiration approaches, contact DeNovix or your Distributor to purchase an additional license.
9. If a license has expired on the instrument, each DirectPipette measurement is deducted from the count balance available on the instrument. Open the Codes app to view the balance of remaining counts. [Contact DeNovix](#) or a [DeNovix Distributor](#) to purchase additional counts as needed.

24-FEB-2025