



## Technical Note 173

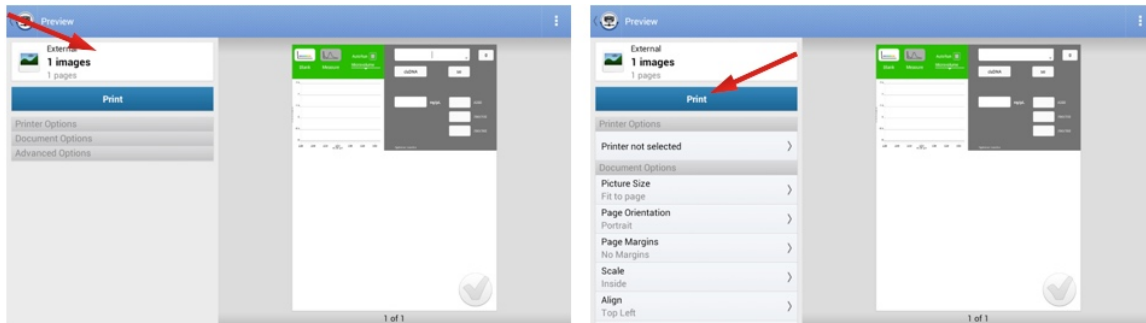
## Network Printing Setup

### Introduction

The software for the DeNovix DS-11 Series Spectrophotometer / Fluorometer instruments enables the printing of data and screen captures via network printers. This document provides a step-by-step guide to exporting from a DeNovix instrument with an Android Operating System to a network printer. Android OS units were shipped prior to March 2021.

### Procedure for Network Printer Setup

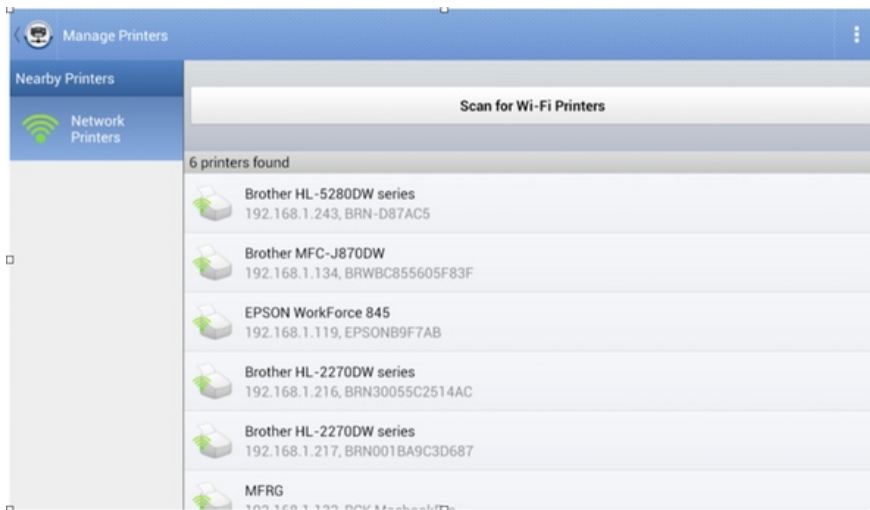
1. Download and install the most current version of DeNovix software to ensure that the Network Printing app includes the most recent drivers.  
Note: for Ethernet users, ensure that Wi-Fi is turned off in the Settings app.
2. Using any measurement app or the Data app, select the data of interest and use the top right drop down menu to export data or a screen capture.
3. Select Network Printer from the export option listed.
4. Tap Print or Printer Not Selected, depending on which of the configurations below is shown. If a pop up asking to "Setup printer now" appears, tap OK.



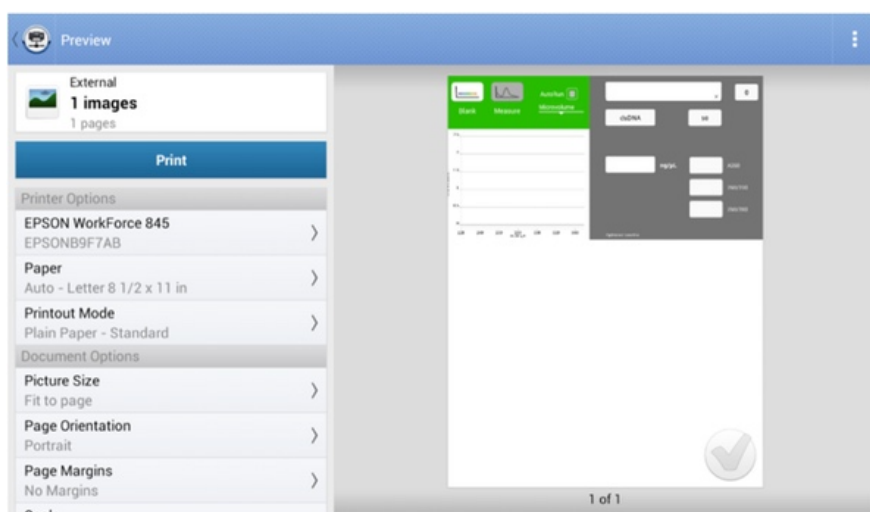
- The Manage Printers screen should appear as below. Tap Network Printers.



- The available printers will be displayed as shown below. Search for and select the printer of interest.  
Note: The Scan for Wi-Fi Printers button searches for all printers on the network, including those that are ethernet-connected.



- Select the appropriate print settings using the options list on the left of the screen.
- Tap Print to print the selection.



The Network Printing feature is compatible with >90% of commercial printers. Below is a list of printers that are known to work successfully with DeNovix instruments.

- Brother HL-2270DW
- Brother HL-4570CDW
- Brother HL-5280DW
- Epson L355
- Epson 845
- Epson 3720
- HP Color LaserJet CM1312nfi MFP
- HP Color LaserJet 4500
- HP Deskjet 3050A
- HP Officejet 6600
- HP Officejet 6700 Premium

A DYMO® USB label printer is a space-saving, direct-connected alternative to a networked printer.

## Summary

Please contact Customer Support at [info@denovix.com](mailto:info@denovix.com) or 302-442-6911 for additional information. Outside of the US, please contact your local distributor.

09-JUN-2022